

M

MARETTI

OUTDOOR
LIGHTING

Maretti Lighting
Bolderweg 7

1332 AX Almere
the Netherlands

T +31 (0) 36 532 66 12

E info@maretti.com
W www.maretti.com

Maretti Lighting is well-known in the World of interior design. In businesses, homes, store chains, and hospitality facilities all over the world, Maretti is unmistakable present with its project lighting that does more than just provide light. We make lighting an essential part of the interior. Maretti stands for stylish top quality and trendsetting design, modern, timeless and most of all, original.

Maretti Lighting works with all the top brands in the lighting industry, but we are especially notable for our own large product line and introduce our own brand name "Maretti". Our production team distinguishes itself time and time again with unique innovations from our own atelier and therefore our projects exude an entirely unique identity.

© Copyright Maretti Projectverlichting.

Our IM was made with the greatest of care. Nevertheless, the colours displayed in the IM may differ slightly from the real colours because of the printing process. Colour, size and range are subject to change. Nothing from this IM may be copied, reproduced and/or published by print, photocopy or in any other way without Maretti Lighting's written permission. All product and design copyrights belong to Maretti Lighting.

GUARANTEE TERMS AND CONDITIONS

The other party should inspect the delivered items immediately upon receipt with regard to its soundness. Entitlements to repair or replacement only exist if the other party

- In the case of visible defects, informs MPV of them immediately.

- In the case of defects that are not visible, informs MPV in writing of the defects, within 2 working days after the day the defects were found, or in all reason could have been found and furthermore demonstrates that the MPV instructions for use, maintenance and operation were followed, whilst the defects are not the consequence of normal wear and tear, misuse, negligence, accident, exceeding the limits prescribed by the MPV or by the legal safety regulations, or, in the case of a repair or change without MPV's consent or the consent of its recognised repairer, there will be no entitlement to repairs or replacement. The parts that have to be replaced must be made available free of charge to MPV. Noncompliance by the other party to one or more of its obligations will release MPV of all its guarantee obligations. In the case of assembly of the other party's own products by Maretti, MPV will release itself from all guarantee stipulations. Moreover, our general delivery terms and conditions are applicable. These can be obtained from Maretti or can be downloaded from www.maretti.com

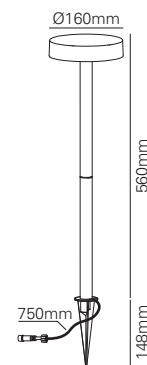
The installation must be done by a competent installer. Maretti recommends that your (outside) lighting and fixtures are inspected and maintained annually.

D Für garantiebdingungen bitte lesen sie unsere webseite
E Consulte nuestro sitio web para los condiciones de garantia
FR Consultez notre site web pour les conditions de garantie
NL Voor garantievvoorwaarden zie onze website

www.maretti.com
www.maretti.com
www.maretti.com
www.maretti.com

MIKA SPIKE

Outdoor collectie



12 VAC	VOLTAGE	DIM+	NOT DIMMABLE		OUTDOOR	120°	BEAM ANGLE	30.000 uren	LIFETIME LED
10W	WATTAGE	RA80	CRI	IP65	IP RATING	2-pins plug	P&P CABLE 750mm		CE MARK
EXCL. TRANSFORMER		2700K	KELVIN	SVM	<0.4	INCL.	SPLIT-CONNECTOR		
	INCL. LED	600 lm	LUMEN	PstLM	<1	<0,5S	WARM UP TIME		

14.2360.04

MIKA SPIKE

Outdoor collectie

14.2360.04

ACCESSOIRES (APART TE BESTELLEN !)

TRANSFORMATOR

14.2105.04	20VA 12V
14.2109.04	80VA 12V
14.2118.04	150VA 12V
150VA te gebruiken i.c.m. kabels →	

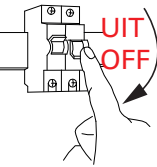
KABEL

14.2233.04	25 M
14.2235.04	40 M
14.2238.04	100 M
14.2240.04	200 M

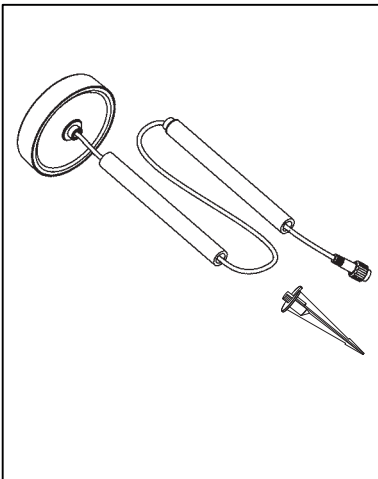
CONNECTORS

14.6400.04	SPLITCONNECTOR
14.2210.04.A	3 WEG VERDELER
14.2123.04	VERLENGKABEL 2 M
14.2127.04	VERLENGKABEL 5 M

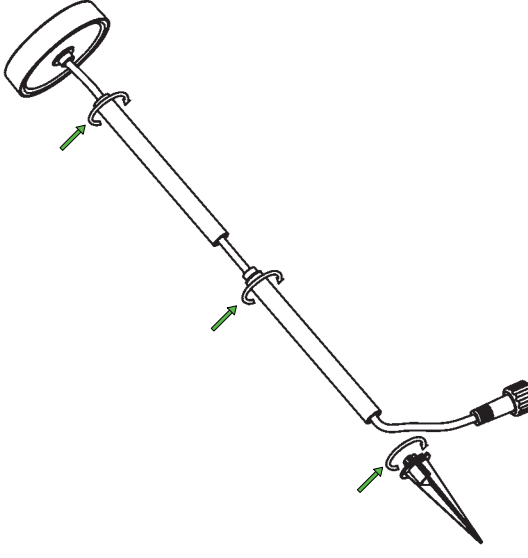
①



Schakel altijd eerst de stroom uit voordat u installatie-, onderhoud of reparatiewerkzaamheden uitvoert.
Always switch off the mains voltage before carrying out installation, maintenance and repair work.

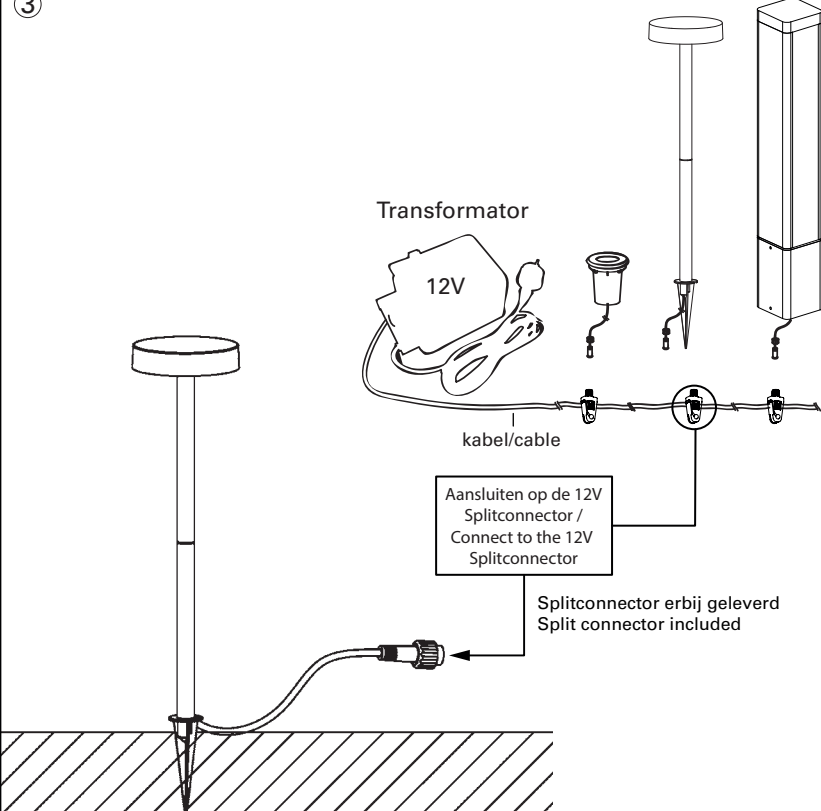


②



Grondspies meegeleverd!
Ground spike included!

③




Transformator
12V

kabel/cable

Aansluiten op de 12V Splitconnector / Connect to the 12V Splitconnector

Splitconnector erbij geleverd
Split connector included



ENERGY

MARETTI LIGHTING

14.2360.04

A

B

C


D

E

F

G

10
kWh/1000h



2019/2015



LET OP: Volg en bewaar deze gebruiksaanwijzing.

- Zorg ervoor dat de netspanning uitgeschakeld is voor installatie, reparatie of onderhoud. (Installatie, reparatie en onderhoud uitsluitend door gekwalificeerde personen).
- Voor reparatie of onderhoud uitsluitend originele delen gebruiken. Probeer het product niet zelf te demontieren en te repareren, onjuiste reparaties kunnen het product beschadigen en elektrische schokken veroorzaken wat tot ernstig letsel kan leiden.
- Om waterdichtheid te verzekeren dient u alle onderdelen handvast aan te draaien.
- Dit armatuur niet openen of installeren tijdens regen of hoge luchtvochtigheid.
- Uitsluitend op het etiket aangegeven lichtbronnen gebruiken.

De fabrikant aanvaardt geen enkele aansprakelijkheid voor letsel of schade als gevolg van een verkeerde toepassing van het armatuur. De fabrikant aanvaardt geen garantie in geval van het niet behandelen van de lampen volgens de richtlijnen van de fabrikant. Als er schade aan elektrische onderdelen te vinden zijn, vraag dan een electricien om het te vervangen.

Onderhoud is behoud:

- Een goede instandhouding van het armatuur is sterk afhankelijk van omgevings- en onderhoudsfactoren. Hierop kunnen wij geen invloed uitoefenen. Alle producten hebben onderhoud nodig, zo ook uw buitenlamp.
- Schakel voor de zekerheid de elektriciteit uit!
- Wij adviseren om 2x per jaar de armaturen te reinigen.
- Gebruik geen agressieve, schurende of chemische schoonmaakmiddelen.
- Aan de directe kuststreek en de Waddeneilanden adviseren we minimaal 1x per kwartaal de buitenlampen te reinigen.
- Goed onderhoud verlengt het plezier en levensduur van uw buitenlampen.

NOTE: Follow and keep this instructions manual.

- Make sure that the mains voltage is switched off before installation, repair or maintenance. (Installation, repair and maintenance only by qualified persons).
- Use only original parts for repairs or maintenance. Never attempt to disassemble, repair or alter the product in any way, improper repairs could damage the product causing electrical shocks which may cause serious injury.
- Make sure all parts are turned hand tight to be sure the item is waterproof.
- Do not open or install this luminaire during rain or highly humid condition.
- Use only suitable light sources indicated on the label.

The manufacturer accepts no liability for any injuries or damages resulting from the incorrect use or installation of the fixture. Any operation performed on the fixture that is not in accordance with instructions will void manufacturer's warranty. If you find any damage to the electrical parts, please ask a qualified electrician to replace it.

Maintenance is preservation:

- A good preservation of the fixture is highly dependent on environmental factors and maintenance. We cannot exercise any influence on this. All products require maintenance, including your outdoor fixture.
- Make sure that the mains voltage is switched off before you begin.
- We recommend to clean the fixtures 2x per year.
- Do not use aggressive, abrasive or chemical cleaners.
- On the immediate coast and the Wadden Islands we recommend cleaning the outdoor fixtures at least 1x per quarter.
- Proper maintenance extends the pleasure and lifespan of your outdoor fixtures.