



Maretti Lighting
Bolderweg 7

1332 AX Almere
the Netherlands

T +31 (0) 36 532 66 12

E info@maretti.com
W www.maretti.com

Maretti Lighting is well-known in the World of interior design. In businesses, homes, store chains, and hospitality facilities all over the world, Maretti is unmistakable present with its project lighting that does more than just provide light. We make lighting an essential part of the interior. Maretti stands for stylish top quality and trendsetting design, modern, timeless and most of all, original.

Maretti Lighting works with all the top brands in the lighting industry, but we are especially notable for our own large product line and introduce our own brand name "Maretti". Our production team distinguishes itself time and time again with unique innovations from our own atelier and therefore our projects exude an entirely unique identity.

© Copyright Maretti Projectverlichting.

Our IM was made with the greatest of care. Nevertheless, the colours displayed in the IM may differ slightly from the real colours because of the printing process. Colour, size and range are subject to change. Nothing from this IM may be copied, reproduced and/or published by print, photocopy or in any other way without Maretti Lighting's written permission. All product and design copyrights belong to Maretti Lighting.

GUARANTEE TERMS AND CONDITIONS

The other party should inspect the delivered items immediately upon receipt with regard to its soundness. Entitlements to repair or replacement only exist if the other party

- In the case of visible defects, informs MPV of them immediately.

- In the case of defects that are not visible, informs MPV in writing of the defects, within 2 working days after the day the defects were found, or in all reason could have been found and furthermore demonstrates that the MPV instructions for use, maintenance and operation were followed, whilst the defects are not the consequence of normal wear and tear, misuse, negligence, accident, exceeding the limits prescribed by the MPV or by the legal safety regulations, or, in the case of a repair or change without MPV's consent or the consent of its recognised repairer, there will be no entitlement to repairs or replacement. The parts that have to be replaced must be made available free of charge to MPV. Noncompliance by the other party to one or more of its obligations will release MPV of all its guarantee obligations. In the case of assembly of the other party's own products by Maretti, MPV will release itself from all guarantee stipulations.

Moreover, our general delivery terms and conditions are applicable. These can be obtained from Maretti or can be downloaded from www.maretti.com

The installation must be done by a competent installer. Maretti recommends that your (outside) lighting and fixtures are inspected and maintained annually.

D: Für Garantiebedingungen bitte lesen Sie unsere Webseite www.maretti.com
E: Consulte nuestro sitio web para las condiciones de garantía www.maretti.com
FR: Consultez notre site web pour les conditions de garantie www.maretti.com
NL: Voor garantievoorwaarden zie onze website www.maretti.com

13.1698.COLOUR 3-RINGS
13.1697.COLOUR 6-RINGS
13.1678.COLOUR 11-RINGS


LUXURY RING PENDANT



13.1698.03
3 RINGS



13.1697.03
6 RINGS



13.1678.03
11 RINGS

BRONZE



Opmerking: De ringen zijn 12V, als u ze afzonderlijk koopt, moet u ook een driver aanschaffen.
Note: The rings are 12V, if you buy them separately you must also purchase a driver.

220-240V	VOLTAGE	2700K	KELVIN
	INCL. DRIVER		CE MARK
	12V LED INCL.		
	INDOOR		

*: INFORMATION PER FIXTURE	
ART. NR. FIXTURES	WATTAGE
13.1698.13	72W
13.1697.13	160W
13.1678.13	260W

LET OP!
Vanwege het reflecterende materiaal van het armatuur, kan de kleur op het beeld afwijken van de realiteit. U kunt het armatuur bezichtigen in onze showroom.

NOTE!
Due to the reflective material of the fixture, the displayed colour may vary from the actual product. You are welcome to visit us and view the fixture in our showroom.

13.1698.COLOUR 3-RINGS
 13.1697.COLOUR 6-RINGS
 13.1678.COLOUR 11-RINGS

LUXURY RING PENDANT mounting instructions

13.1698.13 LUXURY RING (3 RINGS)		
Diameter rings	Wattage per ring	Lumen per ring
1xØ600mm	17W	1530lm
1xØ800mm	23W	1955lm
1xØ1000mm	28W	2380lm

13.1697.13 LUXURY RING (6 RINGS)		
Diameter rings	Wattage per ring	Lumen per ring
1xØ400mm	11W	935lm
1xØ600mm	17W	1530lm
1xØ800mm	23W	1955lm
1xØ1000mm	28W	2380lm
1xØ1200mm	34W	2890lm
1xØ1400mm	40W	3400lm

13.1678.13 LUXURY RING (11 RINGS)		
Diameter rings	Wattage per ring	Lumen per ring
1xØ300mm	8W	680lm
1xØ400mm	11W	935lm
1xØ500mm	14W	1190lm
1xØ600mm	17W	1530lm
1xØ700mm	19W	1615lm
1xØ800mm	23W	1955lm
1xØ900mm	25W	2125lm
1xØ1000mm	28W	2380lm
1xØ1100mm	31W	2635lm
1xØ1200mm	34W	2890lm
1xØ1300mm	37W	3145lm

UIT OFF
 Schakel altijd eerst de stroom uit voordat u installatie-, onderhoud of reparatiewerkzaamheden uitvoert.
 Always switch off the mains voltage before carrying out installation, maintenance and repair work.

Gebruik handschoenen om vingerafdrukken te voorkomen.
 Use gloves to avoid fingerprints.

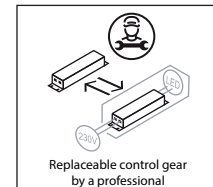
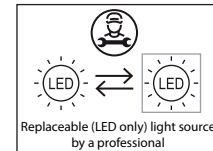
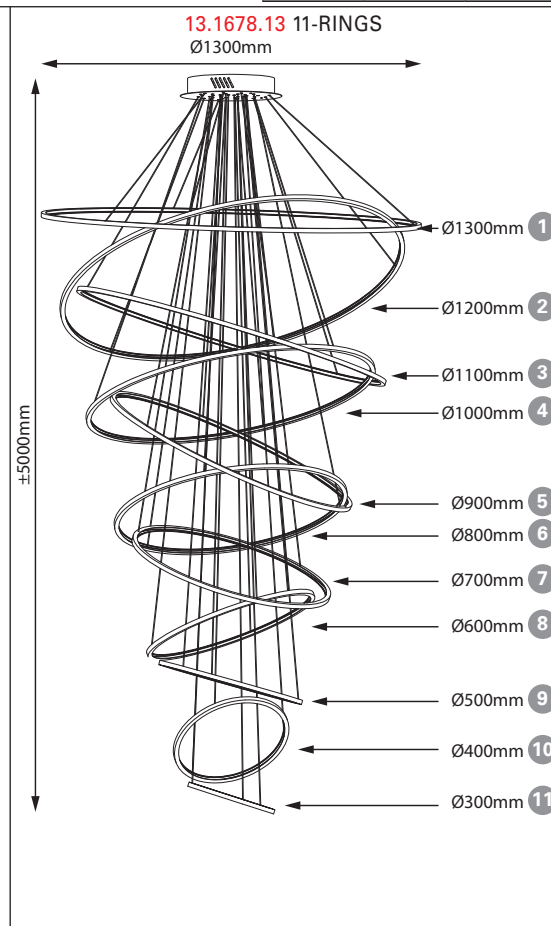
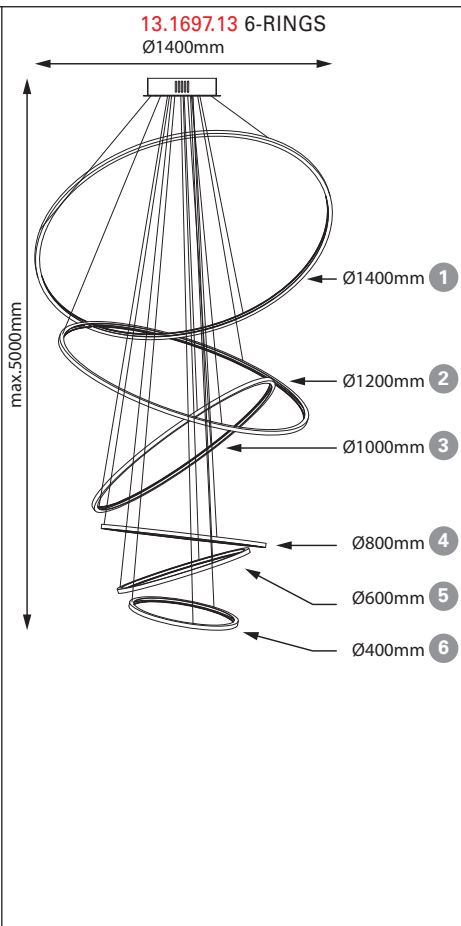
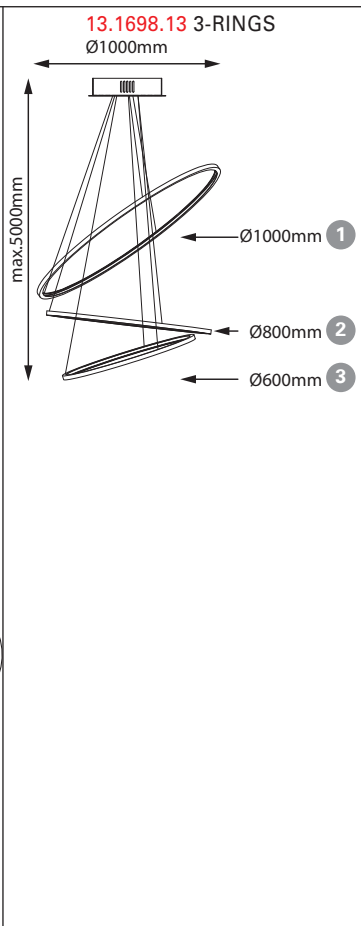
L (Bruin)
N (Blauw)

230V
 BLUE BROWN

DRIVER

12V
 0000 0000

E



! LET OP: Volg en bewaar deze gebruiksaanwijzing.
 - Zorg ervoor dat de netspanning uitgeschakeld is voor installatie, reparatie of onderhoud. (Installatie, reparatie en onderhoud uitsluitend door gekwalificeerde personen).
 - Voor reparatie of onderhoud uitsluitend originele delen gebruiken. Probeer het product niet zelf te demonteren en te repareren, onjuiste reparaties kunnen het product beschadigen en elektrische schokken veroorzaken wat tot ernstig letsel kan leiden.
 - Gebruik het armatuur alleen binnenshuis.
 - Het armatuur niet in vochtige of natte ruimte gebruiken.
 - Uitsluitend op het etiket aangegeven lichtbronnen gebruiken.

De fabrikant aanvaardt geen enkele aansprakelijkheid voor letsel of schade als gevolg van een verkeerde toepassing van het armatuur. De fabrikant aanvaardt geen garantie in geval van het niet behandelen van de lampen volgens de richtlijnen van de fabrikant. Als er schade aan elektrische onderdelen te vinden zijn, vraag dan een electricien om het te vervangen.

Onderhoud is behoud:
 Een goede instandhouding van het armatuur is sterk afhankelijk van omgevings- en onderhoudsfactoren. Hierop kunnen wij geen invloed uitoefenen.
 - Schakel voor de zekerheid de elektriciteit uit!
 - Gebruik geen agressieve, schurende of chemische schoonmaakmiddelen.

NOTE: Follow and keep this instructions manual.
 - Make sure that the mains voltage is switched off before installation, repair or maintenance. (Installation, repair and maintenance only by qualified persons).
 - Use only original parts for repairs or maintenance. Never attempt to disassemble, repair or alter the product in any way, improper repairs could damage the product causing electrical shocks which may cause serious injury.
 - Use the fixture only indoors.
 - Don't use the fixture in humid or wet areas.
 - Use only suitable light sources indicated on the label.

The manufacturer accepts no liability for any injuries or damages resulting from the incorrect use or installation of the fixture. Any operation performed on the fixture that is not in accordance with instructions will void manufacturer's warranty. If you find any damage to the electrical parts, please ask a qualified electrician to replace it.

Maintenance is preservation:
 A good preservation of the fixture is highly dependent on environmental factors and maintenance. We cannot exercise any influence on this.
 - Make sure that the mains voltage is switched off before you begin.
 - Do not use aggressive, abrasive or chemical cleaners.

"No rights can be derived from the information provided on this Instruction Manual. Information on the Instruction Manual has been compiled with the utmost care and is updated on a continuous basis. Nevertheless Maretti cannot guarantee that all information is free of errors, complete or fully up to date."