



Maretti Lighting
Bolderweg 7

1332 AX Almere
the Netherlands

T +31 (0) 36 532 66 12
F +31 (0) 36 532 17 35

E info@maretti.com
W www.maretti.com

Maretti Lighting is well-known in the World of interior design. In businesses, homes, store chains, and hospitality facilities all over the world, Maretti is unmistakable present with its project lighting that does more than just provide light. We make lighting an essential part of the interior. Maretti stands for stylish top quality and trendsetting design, modern, timeless and most of all, original.

Maretti Lighting works with all the top brands in the lighting industry, but we are especially notable for our own large product line and introduce our own brand name "Maretti". Our production team distinguishes itself time and time again with unique innovations from our own atelier and therefore our projects exude an entirely unique identity.

© Copyright Maretti Projectverlichting.

Our IM was made with the greatest of care. Nevertheless, the colours displayed in the IM may differ slightly from the real colours because of the printing process. Colour, size and range are subject to change. Nothing from this IM may be copied, reproduced and/or published by print, photocopy or in any other way without Maretti Lighting's written permission. All product and design copyrights belong to Maretti Lighting.

GUARANTEE TERMS AND CONDITIONS

The other party should inspect the delivered items immediately upon receipt with regard to its soundness. Entitlements to repair or replacement only exist if the other party

- In the case of visible defects, informs MPV of them immediately.

- In the case of defects that are not visible, informs MPV in writing of the defects, within 2 working days after the day the defects were found, or in all reason could have been found and furthermore demonstrates that the MPV instructions for use, maintenance and operation were followed, whilst the defects are not the consequence of normal wear and tear, misuse, negligence, accident, exceeding the limits prescribed by the MPV or by the legal safety regulations, or, in the case of a repair or change without MPV's consent or the consent of its recognised repairer, there will be no entitlement to repairs or replacement. The parts that have to be replaced must be made available free of charge to MPV. Noncompliance by the other party to one or more of its obligations will release MPV of all its guarantee obligations. In the case of assembly of the other party's own products by Maretti, MPV will release itself from all guarantee stipulations.

Moreover, our general delivery terms and conditions are applicable. These can be obtained from Maretti or can be downloaded from www.maretti.com

The installation must be done by a competent installer. Maretti recommends that your (outside) lighting and fixtures are inspected and maintained annually.

D: Für Garantiebedingungen bitte lesen Sie unsere Webseite www.maretti.com
E: Consulte nuestro sitio web para las condiciones de garantía www.maretti.com
FR: Consultez notre site web pour les conditions de garantie www.maretti.com
NL: Voor garantievoorwaarden zie onze website www.maretti.com

11.2250.COLOUR









TRESTO RECESSED SPOT



BLACK WHITE

04

05

9V DC	MAX. VOLTAGE	350 mA	INPUT CURRENT	2700K	KELVIN		CHEMICAL WAIST		
3W	WATTAGE	320lm	LUMINOUS FLUX		DEGREE BEAM ANGLE 25°		CE MARK		
	LED INCLUDED		INDOOR		F				
	DRIVER EXCL.	IP20	IP RATING		CLASS III				

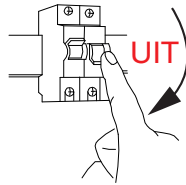
DIT PRODUCT BEVAT EEN LICHTBRON VAN ENERGIE-EFFICIËNTIEKLASSE: G
THIS PRODUCT CONTAINS A LIGHT SOURCE OF ENERGY EFFICIENCY CLASS: G

TRESTO RECESSED SPOT

MOUNTING INSTRUCTIONS

Schakel altijd eerst de stroom uit voordat u installatie-, onderhouds- of reparatiewerkzaamheden uitvoert.

Always switch off the mains voltage before carrying out installation, maintenance and repair work.



1. The installation must be done by competent electricians.
2. Product can not be modified.
3. Make sure the power has been switched off before installation.
4. The product is a class III luminaire and shall be connected with a constant current driver according to instruction manual.
5. When connecting more than one fixture, these are connecting in series, from plus to minus.
6. The connection of the luminaire, should be stranded with 0,5mm²-1,5mm² conductor.
7. The specification for the driver means determines on the voltage and the maximum number of luminaires per loop.
8. Power should never be regulated on the secondary side.
9. See the installations on the image below.

Ø40

1

61 35mm

Thickness of mounting surface / Dikte montageoppervlak: 1-24mm

2

3

4

5

P&P CABLE 150CM

item nr.: 70.7130.05

Female 150cm Male
2 x 0,5mm²

P&P CABLE 250CM

item nr.: 70.7135.05

Female 250cm Male
2 x 0,5mm²

TRESTO GOLD FRAME
with spring for Tresto spot
Niet meegeleverd / Not included
Apart verkrijgbaar / Separate order

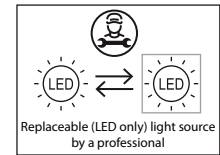
ART. NR.: 11.2249.01

39mm
Ø40mm

DRIVERS ZIJN APART VERKRIJGBAAR / SEPARATE ORDER								
ART. NR.	NAAM	PAST DOOR HET GAT	WATTAGE	MILIAMPER	TYPE DIMMING	AANSLUITING	P&P	Max. aantal armaturen
16.7000.0350.G	DRIVER DALI INTEL P&P	NEE	0,9 – 10W	350mA	DALI dimbaar	2m kabel GST18 5-polig	JA	3
16.7000.0350.W	DRIVER DALI INTEL P&P	NEE	0,9 – 10W	350mA	DALI dimbaar	2m kabel WINSTA 5-polig	JA	3
16.7000.0350.Z	DRIVER DALI INTEL P&P	NEE	0,9 – 10W	350mA	DALI dimbaar	2m kabel excl. prim. connector	JA	3
16.7901.0350.G	DRIVER 1-10V MULTI MD P&P	NEE	0,7 – 15W	350mA	1-10V dimbaar	2m kabel GST18 3-polig	JA	4
16.7901.0350.W	DRIVER 1-10V MULTI MD P&P	NEE	0,7 – 15W	350mA	1-10V dimbaar	2m kabel WINSTA 3-polig	JA	4
16.7901.0350.Z	DRIVER 1-10V MULTI MD P&P	NEE	0,7 – 15W	350mA	1-10V dimbaar	2m kabel excl. prim. connector	JA	4
16.8303.0350.E	DRIVER MULTI MD LC 24	NEE	0,7 – 16,8W	350mA	FASE AAN/AF dimbaar	2m kabel eurostekker	JA	5
16.8401.00	DRIVER 3-6VDC	JA	1 – 3,5W	480-350mA	TRIAC dimbaar	AMP plug aan de secundaire zijde	NEE	1

CONNECTION BLOCK APART VERKRIJGBAAR / SEPARATE ORDER		
ART. NR.	NAAM / NAME	INFO.
70.7115.05	CONNECTION BLOCK 3-V SERIES	P&P MALE + 2x70.7120.05 LED BRIDGE

E: Eurostekker G: GST18 W: Winsta Z: Geen plug



LET OP:
 - Volg en bewaar deze gebruiksaanwijzing.
 - Zorg ervoor dat de netspanning uitgeschakeld is voor installatie, reparatie of onderhoud. (Installatie, reparatie en onderhoud uitsluitend door gekwalificeerde personen).
 - Voor reparatie of onderhoud uitsluitend originele delen gebruiken.
 - Gebruik het armatuur alleen binnenshuis. Het armatuur niet in vochtige of natte ruimte gebruiken.
 - Uitsluitend op het etiket aangegeven lichtbronnen gebruiken.

Wanneer u een spot inbouwt moet u rekening houden met de warmte en dus rekening houden met extra inbouwruimte rond je armatuur om eventuele schade te voorkomen.

De fabrikant aanvaardt geen enkele aansprakelijkheid voor letsel of schade als gevolg van een verkeerde toepassing van het armatuur. De fabrikant aanvaardt geen garantie in geval van het niet behandelen van de lampen volgens de richtlijnen van de fabrikant. Als er schade aan elektrische onderdelen te vinden zijn, vraag dan een elektricien om het te vervangen.

Onderhoud is behoud:
 Een goede instandhouding van het armatuur is sterk afhankelijk van omgevings- en onderhoudsfactoren. Hierop kunnen wij geen invloed uitoefenen.
 - Schakel voor de zekerheid de elektriciteit uit!
 - Gebruik geen bijtende, chemische middelen of schurende schoonmaakmiddelen. Gebruik geen bijtende, chemische of schurende schoonmaakmiddelen.

NOTE:
 - Follow and keep this instructions manual.
 - Make sure that the mains voltage is switched off for installation, repair or maintenance. (Installation, repair and maintenance only by qualified persons).
 - Use only original parts for repairs or maintenance.
 - Use the fixture only indoors. Don't use the fixture in humid or wet areas.
 - Use only suitable light sources indicated on the label.

Make sure you have at least as much space in your (false) ceiling. It is very important to give enough air cooling to avoid any damage.

The manufacturer accepts no liability for any injuries or damages resulting from the incorrect use or installation of the fixture. Any operation performed on the fixture that is not in accordance with instructions will void manufacturer's warranty. If you find any damage to the electrical parts, please ask a qualified electrician to replace it.

Maintenance is preservation:
 A good preservation of the fixture is highly dependent on environmental factors and maintenance. We cannot exercise any influence on this.
 - Make sure that the mains voltage is switched off before you begin.
 - Do not use strong, chemicals or abrasive cleaners.

"No rights can be derived from the information provided on this Instruction Manual. Information on the Instruction Manual has been compiled with the utmost care and is updated on a continuous basis. Nevertheless Maretti cannot guarantee that all information is free of errors, complete or fully up to date."